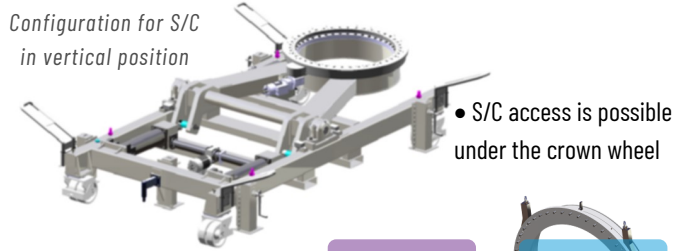
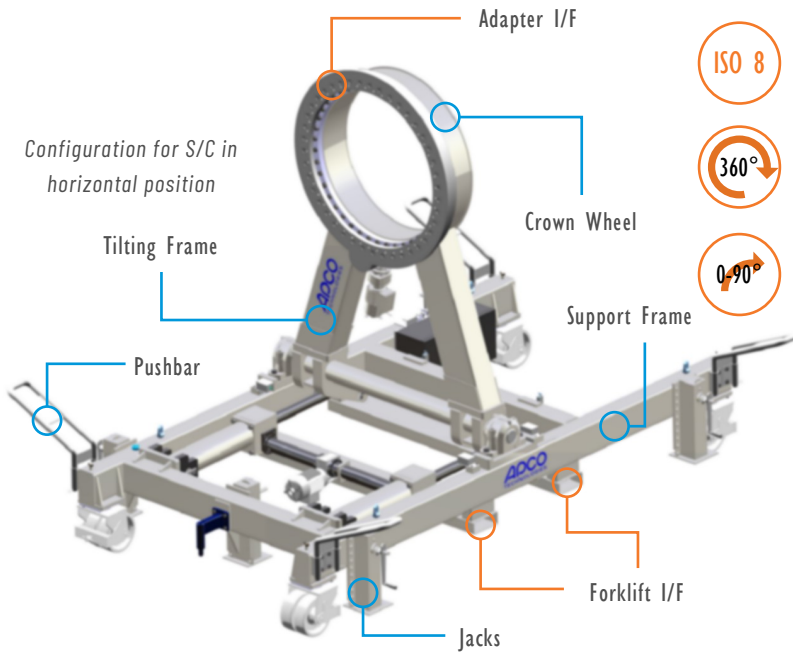


AT200 MULTI-PURPOSE TROLLEY



RANGE COMPATIBILITIES

AT200-MPT ↔ AT200-GHA

TRANSPORT

- Under tarpaulin
- By truck, train, ship or plane

OPERATIONAL CHARACTERISTICS

Motion Mode	Electrical		
Mouvement Range	Tilting	Rotation	Translation
	0-90°	Full 360°	X
Number of Jacks	5		
Facility handling	EDU	Towbar	
	Forklift	Crane	
Environnement Specifications	ISO 8		

DELIVERABLES DOCUMENTS

Operating Handbook	Risk Analysis	DML-DPL
FMECA	Test Report	Analysis Report

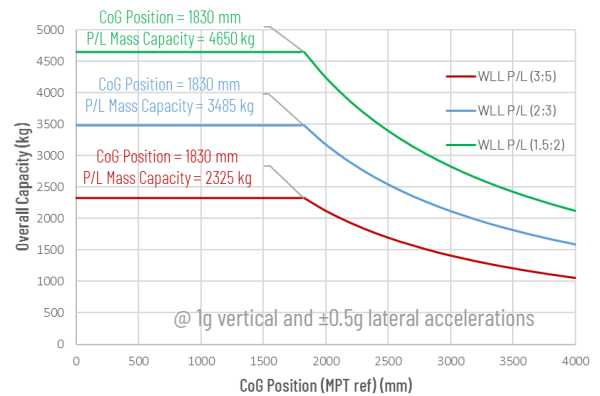
HERITAGE



PHYSICAL CHARACTERISTICS

Dimensions L x W x H	0°	4750 x 3715 x 1006 mm
	90°	4454 x 3715 x 3385 mm
Net Mass	3805 kg	
Allowable envelop Ø	3240 mm	
Safety Factors	Yield	3
	Ultimate	5
Load Factors	Static	2
	Dynamic	1.1
Adapters I/F	48 x M16 threaded holes on a Ø1260 mm circle pattern	

PERFORMANCES



DETAILS

